









## Year 6 Weekly Timetable 1<sup>st</sup> June 2020

### Our home learning at Oasis Boulton

	PE 9.00am	Own Reading 9.30am	Maths 10-11.00am	Reading Skills (11- 11.30am)	Spellings (11.30- 11.45am)	Times Tables (11.45- 12pm)	Writing (1-1.45pm)	Other
<b>Monday</b>	PE With Joe Wicks ( <a href="#">PE with Joe</a> )	Myon ( <a href="#">myON</a> )	Watch Video 1 and complete the activities <a href="https://vimeo.com/423782563">https://vimeo.com/423782563</a>	Write a book review of the book you are currently reading	Spelling Shed ( <a href="#">EdShed</a> )	TT Rockstars ( <a href="#">Rockstars</a> )	Descriptive writing – as day 1  <a href="https://www.literacysshed.com/takingflight.html">https://www.literacysshed.com/takingflight.html</a>	Roots to Fruits ( <a href="#">RTF</a> )
<b>Tuesday</b>			Watch Video 2 and complete the activities <a href="https://vimeo.com/423805378">https://vimeo.com/423805378</a>	Write a blurb for your favourite book			Fantasy writing – as day 2  <a href="https://www.literacysshed.com/bubbles.html">https://www.literacysshed.com/bubbles.html</a>	Street Dance ( <a href="#">Dance</a> )
<b>Wednesday</b>			Watch Video 3 and complete the activities <a href="https://vimeo.com/423822659">https://vimeo.com/423822659</a>	Create a fact file about your favourite author			Suspense story – as day 3  <a href="https://www.literacysshed.com/francis.html">https://www.literacysshed.com/francis.html</a>	
<b>Thursday</b>			Watch Video 4 and complete the activities <a href="https://vimeo.com/423839280">https://vimeo.com/423839280</a>	Create a new front cover for an information book			Suspense story – as day 3 – as day 4 	

							<a href="https://www.literacyshed.com/alma.html">https://www.literacyshed.com/alma.html</a>						
<b>Friday</b>			<p><b>Watch Video 5 and complete the activities</b></p> <p><a href="https://vimeo.com/423856379">https://vimeo.com/423856379</a></p>	<p><b>Write a summary for the Boy in striped Pyjamas</b></p>			<p><b>Non-chronological report – as day 5</b></p> <p><b>Non-Chronological Reports</b></p> <p>We write non-chronological reports to give people information on a particular subject.</p> <table border="1"> <thead> <tr> <th>Examples</th> <th>Structure</th> <th>Language Features</th> </tr> </thead> <tbody> <tr> <td> <ul style="list-style-type: none"> <li>non-fiction book</li> <li>information leaflet</li> <li>fact sheet or fact file</li> </ul>  </td> <td> <ul style="list-style-type: none"> <li>use a title</li> <li>write an introduction</li> <li>give your information into sections</li> <li>give each section a sub-heading</li> <li>use facts that you have researched</li> <li>include pictures with captions</li> </ul>  </td> <td> <ul style="list-style-type: none"> <li>use formal language, e.g. 'further, moreover, moreover'</li> <li>remember give full stops and capital letters</li> <li>use appropriate to the genre, e.g. 'The Queen's birthday'</li> <li>use 'that', 'because', 'what' and 'if' to create longer sentences</li> </ul>  </td> </tr> </tbody> </table>	Examples	Structure	Language Features	<ul style="list-style-type: none"> <li>non-fiction book</li> <li>information leaflet</li> <li>fact sheet or fact file</li> </ul> 	<ul style="list-style-type: none"> <li>use a title</li> <li>write an introduction</li> <li>give your information into sections</li> <li>give each section a sub-heading</li> <li>use facts that you have researched</li> <li>include pictures with captions</li> </ul> 	<ul style="list-style-type: none"> <li>use formal language, e.g. 'further, moreover, moreover'</li> <li>remember give full stops and capital letters</li> <li>use appropriate to the genre, e.g. 'The Queen's birthday'</li> <li>use 'that', 'because', 'what' and 'if' to create longer sentences</li> </ul> 
Examples	Structure	Language Features											
<ul style="list-style-type: none"> <li>non-fiction book</li> <li>information leaflet</li> <li>fact sheet or fact file</li> </ul> 	<ul style="list-style-type: none"> <li>use a title</li> <li>write an introduction</li> <li>give your information into sections</li> <li>give each section a sub-heading</li> <li>use facts that you have researched</li> <li>include pictures with captions</li> </ul> 	<ul style="list-style-type: none"> <li>use formal language, e.g. 'further, moreover, moreover'</li> <li>remember give full stops and capital letters</li> <li>use appropriate to the genre, e.g. 'The Queen's birthday'</li> <li>use 'that', 'because', 'what' and 'if' to create longer sentences</li> </ul> 