






## Year 6 Weekly Timetable 29<sup>th</sup> June 2020

### Our home learning at Oasis Boulton

Our home learning at Oasis Boulton								
	PE 9.00am	Own Reading 9.30am	Maths 10-11.00am	Reading Skills (11-11.30am)	Spellings (11.30- 11.45am)	Times Tables (11.45- 12pm)	Writing (1-1.45pm)	Other
<b>Monday</b>	PE With Joe Wicks ( <a href="#">PE with Joe</a> )	Myon ( <a href="#">myON</a> )	Watch Video 1 and complete the activities  <a href="#">Maths Lesson 1</a>	Write a book review about 'The Eye of the Wolf'	Spelling Shed ( <a href="#">EdShed</a> )	TT Rockstars ( <a href="#">Rockstars</a> )	Retell this narrative in first person   <a href="#">English Lesson 1</a>	History <a href="#">Children's Job (Tudor times)</a> Discuss the comparisons to now  Science <a href="#">Digestive System</a>  Enviroment and sustainability project <a href="#">Upcycling Ideas</a>  Black Lives Matter <a href="#">BLM Link</a>  Roots to Fruits <a href="#">RTF</a>  Street Dance <a href="#">Dance</a>
<b>Tuesday</b>			Watch Video 2 and complete the activities  <a href="#">Maths Lesson 2</a>	Design a new book cover for a book you have recently read			Draw the scene when 'Whistleless' is upset and write a paragraph how he may be feeling   <a href="#">English Lesson 2</a>	
<b>Wednesday</b>			Watch Video 3 and complete the activities  <a href="#">Maths Lesson 3</a>	Write a blurb for a Roald Dahl book			Write sections of dialogue between Bilbo and Gandalf   <a href="#">English Lesson 3</a>	
<b>Thursday</b>			Watch Video 4 and complete the activities  <a href="#">Maths Lesson 4</a>	Write a different ending for the 'Boy in striped pyjamas'			Write down instructions on 'How to look after a dragon'.   <a href="#">English Lesson 4</a>	
<b>Friday</b>			Write out 7 digits on paper and rearrange them into creating as many numbers as possible. Read them out aloud and write them in words.	Draw and describe a character of your choice			Make a list of presents that the two snow people may like and say why   <a href="#">English Lesson 5</a>	

--	--	--	--	--	--	--	--	--