






Nursery Weekly Timetable 1/2/2021- Mental Health Week

	Mental Health 9.00am	Gross Motor Skills 9.30am	Handwriting 9.45 am	Maths 10-10.30am	Phonics 10.30-11.00am	UW/EAD 11.00-11.30am	Story Time 11.30-11.45am)
Monday	<p>Mindfulness Everyday</p> <p>Children's Mental Health Assembly and resources</p> <p>Please click the link above for a live assembly on Monday before 9am for a live assembly. If you miss it done worry still click the link, as there are many resources for you to use.</p>		<p>Video</p>  <p>Activity sheet</p> 	<p style="text-align: center;"><u>Nursery Rhymes</u></p>  <p>Practise counting to 20 every day. Make some number cards from 1-10 and help your child to learn their numbers. If they already recognise them they could use them to count out toys to match each number.</p> <p>The Numberblocks also have a fun episode to watch. Try to watch it more than once. The more you watch, the more you'll spot!</p>  	 <p>This week go on a sound hunt around your house. What can you find? What sound does it start with?</p> <p>Play 'I Spy' but instead of using the letter names, use the letter sounds eg I spy with my little eye, something beginning with a.</p> <p>Here's a fun picture you can use to play I spy. You could also use it along with the checklist to practise blending sounds. Adult says 'I spy with my little eye, a c-a-t. Can your child blend the sounds and point to the correct picture?</p>  <p style="text-align: center;"><u>Checklist</u></p> <p>Practise writing your name every day using your name card. If you have lost it, please ask mum or dad to write it out in big letters for you to copy. Please help your child to write their name with a capital letter at the beginning and lower case letters for the rest. Click on the link below to see how to help your child form their letters correctly.</p> <p style="text-align: center;">Letter formation mat</p>	<p style="text-align: center;">UW-Lesson 1</p> <p style="text-align: center;">PSED-My family lesson 1</p> <p style="text-align: center;">PSED- My family lesson 2</p> <p style="text-align: center;">PSED-My family lesson 3</p>	  
Tuesday							
Wednesday							
Thursday							
Fri	<p style="text-align: center;">Family fun!</p>	<p>Cooking</p>  <p style="text-align: center;">Apple Crumble</p>	 <p>Board game</p> <p>Play a game with your family.</p>	 <p style="text-align: center;"><u>Street Dance</u></p>	<p>Practise writing your name every day using your name card. If you have lost it, please ask mum or dad to write it out in big letters for you to copy. Please help your child to write their name with a capital letter at the beginning and lower case letters for the rest. Click on the link below to see how to help your child form their letters correctly.</p> <p style="text-align: center;">Letter formation mat</p>	<p style="text-align: center;">Roots to Fruits</p> 	