








Nursery Weekly Timetable 11/1/2021

	PE 9.00am	Gross Motor Skills 9.30am	Handwriting 9.45 am	Maths 10-10.30am	Phonics 10.30-11.00am	UW/EAD 11.00-11.30am	Story Time 11.30-11.45am)
Monday	PE With Joe Wicks		<p align="center">Video</p> 	<p><u>Nursery Rhymes</u></p> 	<p>Here's a fun phonics activity to play this week. Fill a collection of socks with items from around your home that have different sounds. The picture below has some ideas. Then shake them and see if you can guess what's inside! Can you describe the sound? Is it a loud sound or a quiet sound, a rattling sound or a tapping sound. This game is good for developing those super language skills as well as your listening skills!</p>  <p>Phase 1 socks and shakers. Socks filled with marbles, rice, paper etc. Guess what is inside the sock! @Jess.caweb92</p>	<h1><u>All about Me Lesson 1</u></h1>	  
Tuesday							
Wednesday							
Thursday							
Friday							

Activity sheet



Can you make your own patterned snake like



this? You could use it to play a counting game. Use a counter each or a button or toy each and roll a dice. Race to see who reaches the snakes head first. Careful he doesn't eat you up!

You could make a spotty pattern or a colourful pattern. [Here](#) are some pictures of real snakes. Talk about their patters and use them to help you to make yours. [Here's](#) a snake outline if you have a printer. How many different patterns can you create? You could even make some snakes using playdough. Can you make a long snake and a short snake? Perhaps you could use some buttons or pasta to decorate them.