














**Nursery**

	PE 9.00am	Gross Motor Skills 9.30am	Handwriting 9.45 am	Maths 10-10.30am	Phonics 10.30-11.00am	UW/EAD 11.00-11.30am	Story Time 11.30-11.45am)				
Monday	<a href="#">PE With Joe Wicks</a>		<p>Video</p> 	<p><b>Nursery Rhymes</b></p> 	 <p>Alice the camel has five humps. Alice the camel has five humps. Alice the camel has five humps. So go, Alice, go. Boom, boom, boom!</p>	<p><b><u>People who help us</u></b> <b><u>Lesson 1</u></b></p>					
Tuesday					<p>Activity sheet</p> 		<p>Practise counting to 20 every day. Make some number cards from 1-10 and help your child to learn their numbers. If they already recognise them they could use them to count out toys to match each number.</p> <p>Look at the page Scavenger Hunt link below to count objects up to 5.</p> <p><a href="#">Scavenger Hunt</a></p>	 <p>Practise hearing the beginning sound in words this by clicking on the link below. Choose a different one every day. If prompted to sign in use Login: username: jan21 password: home.</p>			
Wednesday					<p>Board game</p>  <p>Play a game with your family.</p>		 <p><b><u>Street Dance</u></b></p>	 <p>Find pictures that start with the same sound. Match them all to blend up a strange smoothie. Great for: Exploring alliteration</p>		<p>Practise writing your name every day using your name card. If you have lost it, please ask mum or dad to write it out in big letters for you to copy. Please help your child to write their name with a capital letter at the beginning and lower case letters for the rest. Click on the link below to see how to help your child form their letters correctly.</p> <p><a href="#">Letter formation mat</a></p>	<p><b><u>Roots to Fruits</u></b></p> 
Thursday					<p>Cooking </p> <p>Choose 1 from the 2 recipes sent.</p>		<p>Family fun!</p>				
Fri											

**Reception**

	PE 9.00	Literacy Goldilocks 9.30 – 10.00	Phonics games 10.00	Maths Numbers to 15 11.00- 11.30am	Maths Games 11.30 – 12.00	Phonics 1.00 – 1.10	Reading 1.10 – 1.30	Other 2 – 2.30	Story Time
Mon	PE With Joe Wicks  Cosmic Kids Yoga	<a href="#">Lesson 1</a>	<a href="#">Read and match</a>	<a href="#">Lesson 1</a>	<a href="#">Teddy Bear Game to 15</a>	<a href="#">Lesson 1</a>	<a href="#">Lesson 1</a>	Music 1	The Tiger Who Came to Tea - read by Miss Bizzari  Puffin Peter  Blown Away
Tues		<a href="#">Lesson 2</a>		<a href="#">Lesson 2</a>		<a href="#">Lesson 2</a>	<a href="#">Lesson 2</a>	Music 2	
Wed		<a href="#">Lesson 3</a>		<a href="#">Lesson 3</a>		<a href="#">Lesson 3</a>	<a href="#">Lesson 3</a>	Music 3	
Thurs		<a href="#">Lesson 4</a>		<a href="#">Lesson 4</a>		<a href="#">Lesson 4</a>	<a href="#">Lesson 4</a>	UTW 1	
Fri		<a href="#">Lesson 5</a>		<a href="#">Lesson 5</a>		<a href="#">Lesson 5</a>	<a href="#">Lesson 5</a>	UTW 2	
								UTW 3	

**Year 1**

Day	9:00-9:15	9:15-9:30mins	9:30-10:15	10:15-10:45		11:00-11:45	11:45-12:15	12:15-1:00	1:00-1:30	1:30-2:15	2:15-2:45	2:45-3:00
Monday	Live check in	<u>TTRS</u>	<a href="#">Maths VIDEO</a> <a href="#">QUIZ LINK</a>	<u>Phonics Play</u> <u>EDSHED</u>	BREAK	<a href="#">English VIDEO</a> <a href="#">QUIZ</a>	<a href="#">Phonics VIDEO</a> <a href="#">QUIZ</a>	LUNCH	<u>MYON</u>	<a href="#">RE VIDEO</a> <a href="#">QUIZ</a>	PE /fitness Joe Wicks	LIVE STORY TIME
Tuesday			<a href="#">Maths VIDEO</a> <a href="#">QUIZ LINK</a>			<a href="#">English VIDEO</a> <a href="#">QUIZ</a>	<a href="#">Phonics VIDEO</a> <a href="#">QUIZ</a>			<a href="#">Science VIDEO</a> <a href="#">QUIZ</a>		
Wednesday			<a href="#">Maths VIDEO</a> <a href="#">QUIZ LINK</a>			<a href="#">English VIDEO</a> <a href="#">QUIZ</a>	<a href="#">Phonics VIDEO</a> <a href="#">QUIZ</a>			<a href="#">Geography VIDEO</a> <a href="#">QUIZ</a>		
Thursday			<a href="#">Maths VIDEO</a> <a href="#">QUIZ LINK</a>			<a href="#">English VIDEO</a> <a href="#">QUIZ</a>	<a href="#">Phonics VIDEO</a> <a href="#">QUIZ</a>			<a href="#">Music VIDEO</a> <a href="#">QUIZ</a>		
Friday			<a href="#">Maths VIDEO</a> <a href="#">QUIZ LINK</a>			<a href="#">English VIDEO</a> <a href="#">QUIZ</a>	<a href="#">Phonics VIDEO</a> <a href="#">QUIZ</a>			<a href="#">Cooking</a>		

**Year 2**

Day	9:00-9:15	9:15-30am	9.30-10:30am	10.30-10.45	10.45-11.45am	11.45-12.00	12:00-1.15pm	1.15-2.15pm	P2.30-3:00pm	2:30-3:00pm
Monday	TTRS	Spelling Shed	<a href="#">Maths</a> Multiplication and division	Break	<a href="#">English: newspaper reports</a>	Reading: Myon/ Quizzes	Lunch	<a href="#">Science</a>	<a href="#">PE fitness</a>	Story time
Tuesday			<a href="#">Maths</a> Multiplication and division		<a href="#">English: newspaper reports</a>	Reading: Myon/ Quizzes		<a href="#">Art/DI</a>	<a href="#">PE fitness</a>	
Wednesday			<a href="#">Maths</a> Multiplication and division		<a href="#">English newspaper reports</a>	Reading: Myon/ Quizzes		<a href="#">Geography</a>	<a href="#">PE fitness</a>	
Thursday			<a href="#">Maths</a> Multiplication and division		<a href="#">English newspaper reports</a>	Reading: Myon/ Quizzes		<a href="#">Music</a>	<a href="#">PE fitness</a>	
Friday			<a href="#">Maths</a> Multiplication and division		<a href="#">English newspaper reports</a>	Reading: Myon/ Quizzes		<a href="#">RE/PSHE</a>	<a href="#">PE fitness</a>	

**Year 3**

Day	9:00 - 9:30	9:30 - 10:15 Maths	10:15 - 10:30	10:30 - 10:45	10:45 - 11:45 English	11:45 - 12:15 Reading	12:15 - 1:00	1:00 - 1:30	1:30 - 2:00 PE	2:00 - 3:00 Topic
Monday	<u>TT Rockstars</u>	Measurement <a href="#">Maths Lesson 1</a>	Break	<u>EdShed</u>	Non-chronological report <a href="#">English Lesson 1</a>	Reading 1 <a href="#">Link</a> Activity 3	Lunch	<u>MYON</u>	PE with Joe Wicks	<a href="#">History</a>
Tuesday		Measurement <a href="#">Maths Lesson 2</a>			Non-chronological report <a href="#">English Lesson 2</a>	Reading 2 <a href="#">Link</a> Activity 1				
Wednesday		Measurement <a href="#">Maths Lesson 3</a>			Non-chronological report <a href="#">English Lesson 3</a>	Reading 3 <a href="#">Link</a> Activity 2				
Thursday		Measurement <a href="#">Maths Lesson 4</a>			Non-chronological report <a href="#">English Lesson 4</a>	Reading 4 <a href="#">Link</a> Activity 3				
Friday		Time <a href="#">Maths Lesson 5</a>			Non-chronological report <a href="#">English Lesson 5</a>	Reading 5 <a href="#">Link</a> Activity 1				

**Year 4**

Day	9:00 - 9:30	9:30 - 10:15 Maths	10:15 - 10:30	10:30 - 10:45	10:45 - 11:45 English	11:45 - 12:15 Reading	12:15 - 1:00	1:00 - 1:30	1:30 - 2:00 PE	2:00 - 3:00 Topic
Monday	<a href="#"><u>TT Rockstars</u></a>	Measurement <a href="#"><u>Maths Lesson 1</u></a>	Break	<a href="#"><u>EdShed</u></a>	Newspaper Report <a href="#"><u>English Lesson 1</u></a>	Write a Recount of what happened in the clip.  <a href="#"><u>Reading Link</u></a>	Lunch	<a href="#"><u>MYON</u></a>	PE with Joe Wicks	How did the Vikings fight? <a href="#"><u>History</u></a>  <a href="#"><u>RTF</u></a>  <a href="#"><u>Dance</u></a>  <a href="#"><u>Science</u></a>
Tuesday		Time <a href="#"><u>Maths Lesson 2</u></a>			Newspaper Report <a href="#"><u>English Lesson 2</u></a>	Write a paragraph on how the baby may feel?  <a href="#"><u>Reading Link</u></a>				
Wednesday		Time <a href="#"><u>Maths Lesson 3</u></a>			Newspaper Report <a href="#"><u>English Lesson 3</u></a>	Explain what you think the baby is thinking about when floating.  <a href="#"><u>Reading Link</u></a>				
Thursday		Time <a href="#"><u>Maths Lesson 4</u></a>			Newspaper Report <a href="#"><u>English Lesson 4</u></a>	Write a diary entry for the baby.  <a href="#"><u>Reading Link</u></a>				
Friday		Time <a href="#"><u>Maths Lesson 5</u></a>			Newspaper Report <a href="#"><u>English Lesson 5</u></a>	Think of your own baby adventure.  <a href="#"><u>Reading Link</u></a>				

Year 5

Day	9:00-9:15	9:15-30am	9.30-10:15am	10:15-10:30	10.30-10.45	10.45-11.30am	11.30-12.00	12:00-12:45pm	12:45-1.15pm	1.15-2.00pm	2.00-2:30pm	2:30-3:00pm
Monday	<a href="#">Live Check in with Miss Coleman</a>	TT Rockstars	<a href="#">Math Lesson 1</a>	BREAK	Edshed			LUNCH	MYON Reading			<a href="#">Story Time with Miss Coleman</a>
Tuesday		TT Rockstars	<a href="#">Maths Lesson 2</a>									
Wednesday		TT Rockstars										
Thursday		TT Rockstars										
Friday		TT Rockstars	Recipes in the Family Learning Channel			<a href="#">Tim Peake: Ask an astronaut - BBC Bitesize</a>						
<b>FAMILY LEARNING DAY</b>										<b>Dance</b> Get Active: <a href="https://vimeo.com/500686936/3592a5789d">https://vimeo.com/500686936/3592a5789d</a>	<b>RTFS with Adam</b> <a href="https://www.youtube.com/channel/UC_cDRN4Okglrwqlm_Wf5tSg">https://www.youtube.com/channel/UC_cDRN4Okglrwqlm_Wf5tSg</a>	<b>Email us the photos from your family learning day</b> <b>Year5@oasisboulton.org</b>

**Year 6**

	<b>PE (9.00am)</b>	<b>Own Reading (9.30-10am)</b>	<b>Maths (10-11.00am)</b>	<b>English (11.00-12.00pm)</b>	<b>Spellings (1.00 -1.15pm)</b>	<b>Times Tables (1.15-1.30pm)</b>	<b>Other</b>
<b>Monday</b>	<b>PE With Joe Wicks (<a href="#">PE with Joe</a>)</b>	<b>Myon (<a href="#">myON</a>)</b>	<b>Transforming calculations (<a href="#">Link</a>)</b>	<b>Write non-finite clauses (<a href="#">Link</a>)</b>	<b>Spelling Shed (<a href="#">EdShed</a>)</b>	<b>TT Rockstars (<a href="#">Rockstars</a>)</b>	<b>Roots to Fruits (<a href="#">RTF</a>)</b>
<b>Tuesday</b>			<b>Transform subtraction calculation (<a href="#">Link</a>)</b>	<b>Suffixes -ial (<a href="#">Link</a>)</b>			<b>Dance XChange (<a href="#">Dance</a>)</b>
<b>Wednesday</b>			<b>Mental calculation (<a href="#">Link</a>)</b>	<b>Text cohesion (<a href="#">Link</a>)</b>			<b>Science: Theory of Evolution (<a href="#">Link</a>)</b>
<b>Thursday</b>			<b>Balancing equations (<a href="#">Link</a>)</b>	<b>Plan a diary (<a href="#">Link</a>)</b>			<b>Art: Paper Crafts (<a href="#">Link</a>)</b>
<b>Friday</b>			<b>Solving practical coordinate problems (<a href="#">Link</a>)</b>	<b>Write a diary (<a href="#">Link</a>)</b>			<b>MFL: Describing (<a href="#">Link</a>)</b>
							<b>PSHE: Life is all about balance (<a href="#">Link</a>)</b>
							<b>Mental Maths daily challenge (<a href="#">Link</a>)</b>