

## Teaching and Learning in Year 6 at Oasis Academy Boulton January 2021 during the COVID 19 pandemic

### In event of a national 'partial' lockdown or 'bubble' closure

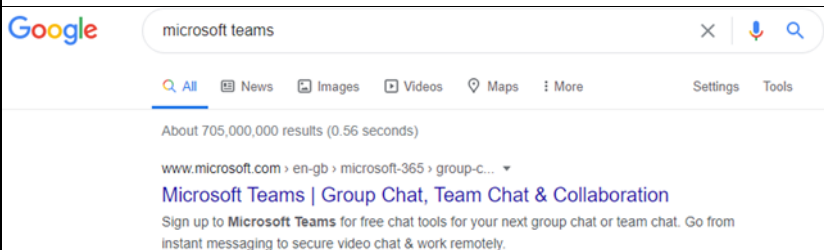

In order to ensure that learning is continued during a **national lockdown** or **'bubble' closure**, your child will work at home and access **'live'** learning delivered by their classroom teacher.

The following plan will show you how to access any learning at home during this time. Your child's class teacher will deliver live lessons and record some other lessons so your child can access them at home.

### How does my child access 'live' learning online?

All learning will be shared via Microsoft Teams. Please follow the instructions below so that your child can join in at home:

#### **1. To access 'Microsoft Teams':**

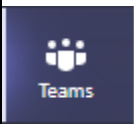

If you are using a <b>computer</b> or a <b>laptop</b>	If you are using a <b>tablet, i-pad</b> or <b>smart phone</b>
Google search 'Microsoft Teams'	Search 'Microsoft Teams' in your App Store
	 <p>Click the <b>'install'</b> button on your device.</p>

#### **2. Login to Microsoft Teams:**

**Username:** Your school email address

**Password:** The password you use to log in to the computers AT SCHOOL.

#### **3. To access the remote learning:**

Computer or laptop	Tablet, I-pad or smart phone
<p>Click the icon 'Teams' at the bottom to find your class.</p>  <p>e.g. <b>2020-BOU-Y6</b></p>	<p>Click the icon 'Teams' at the bottom to find your class.</p>  <p>e.g. <b>2020-BOU-Y6</b></p>

### Online Learning Agreement

- All live lessons will be recorded
- Cameras must be turned on and kept on during the lesson

- Children should NOT record the lesson and do not take photographs of the screen for personal use or for social media
- Chat function has been disabled so children will need to use the hands up function to communicate with the teacher
- Find a quiet area and ask everyone else to remain quiet during your lesson
- Use headphones/earphones if possible to help you to concentrate
- A parent must be nearby you during the lesson
- Mute your microphone when the lesson starts
- Remain in the lesson for the whole time
- Speak kindly and appropriately verbally
- Behave as you would be expected to in a lesson at school
  - Listen carefully to your teacher
  - Only speak when your teacher asks you to
  - Contribute to the lesson and ask questions like you normally would
  - Sit sensibly during the live lesson
  - Complete the tasks that your teacher gives you

### What will your child's live online timetable look like ?


Below is what your child's timetable will look like:




Day	9 – 9.30	9.30-9.45	9.45 – 10.30	10.30 – 10.45	10.45- 11.00	11.00 – 11.45	11.45 – 12.00	12.00 – 1.00	1.00- 1.15	1.15 – 1.45	1.45-2.00	2.00 – 2.45	2.45 – 3.15
Monday	myON Reading		Maths LIVE			English LIVE	Spelling Shed			Reading LIVE	TT RS	RE Powerpoint	PE /fitness Joe Wicks
Tuesday	myON Reading		Maths LIVE			English LIVE	Spelling Shed			Reading LIVE	TT RS	Science Powerpoint	PE /fitness Joe Wicks
Wednesday	myON Reading		Maths LIVE			English LIVE	Spelling Shed			Reading LIVE	TT RS	History Powerpoint	PE /fitness Joe Wicks
Thursday	myON Reading		Maths LIVE			English LIVE	Spelling Shed			Reading LIVE	TT RS	Music Powerpoint	PE /fitness Joe Wicks
Friday	LIVE Story Reading		Cooking Activity			Topic related Virtual Tours/Board Games	Spelling Shed		TT RS	Dance Exchange	Roots to Frants		Email us the photo's from your family learning day

### How does my child access the learning in the timetable ?

Below are more details about how to how to access each subject in your child's timetable:

**NB Your child will need their log in details for Myon, TTRockstars and EdShed. Please email your child's class teacher if you need to know these.**

<b>Monday-Thursday</b>	9:00-9.30am: <i>Independent learning</i>	<a href="http://www.myon.co.uk">www.myon.co.uk</a> > login Choose a book to read and complete a quiz if you have finished the book. 
	9:30-9.45: <i>Maths meeting</i>	Once signed into teams, go to ' Maths ' At 9.30am a meeting will start. Press 'Join'

		You will then be greeted by your teacher for a live chat! This will include feedback from the day before.
	9.45-10.30am: <i>Maths lesson</i>	At 9.45am the meeting will continue as a live maths lesson. Complete the Microsoft forms quiz on Teams or complete your work on paper and email it to your teacher as directed.
	<b>10.30-10.45am: BREAK TIME</b>	<b>Remember to have a healthy snack !</b>
	10.45-11am: <i>English meeting</i>	Go to the channel-‘English’ At 10.45am an English meeting will start. Press ‘Join’ You will then be greeted by your teacher for a live chat! This will include feedback from the day before.
	11-11.45am <i>English lesson</i>	At 11am the meeting will continue as a live English lesson Email the year group email address a photo of your work: <a href="mailto:Year6@oasisboulton.org">Year6@oasisboulton.org</a>
	<b>11.45-12 Independent Learning</b>	<b>Spelling Shed</b>  <a href="https://www.spellingshed.com/en-gb/">https://www.spellingshed.com/en-gb/</a> Log in to play some spelling games linked to weekly spelling rule which you r classteacher will set.
	<b>12-1pm LUNCH BREAK</b>	<b>Remember to eat a healthy lunch !</b> 
	1:-1.15pm <i>Reading meeting</i>	Go to the channel- ‘Reading ’ At 1pm a meeting will start. Press ‘Join’ and your teacher will join you live for your reading meeting .
	1.15-1.45pm <i>Reading lesson</i>	At 1.15pm the meeting will continue as a live reading lesson. Complete the tasks on paper or complete the Microsoft forms quiz on Teams as directed by your teacher.
	<b>1.45-2pm Independent Learning</b>	 Play TT Rock Stars. Your classteacher will allocate specific timetables that you will be working on.
	2-2.45pm	Go to the channel- ‘Topic lessons’. You may If you have a live lesson- this will be posted here. However, you may be asked to look at a powerpoint- this will be saved in the files. Work your way through the activities provided
	2.45-3.15pm	PE/Fitness with Joe Wicks. Click on the link on the timetable that is provided.
<b>Friday</b>	<b>Family Learning Day ALL DAY</b>	Click on the links for each session on the timetable.

\*Children need to send their completed work to their class teacher on a daily basis.

#### How is each lesson on the timetable broken down?

The timings in each lesson are approximate!

Structure of 'live' lessons for Year 6 (Powerpoint organisation and timings)		
Maths 1 hour	Reading 1 hour	English 1 hour
Slide 1/2 Online agreement & music	Slide 1/2 Online agreement & music	Slide 1/2 Online agreement & music
Slide 3 Misconceptions from day before 10m	Slide 3 Misconceptions from day before 10m	Slide 3 Misconceptions from day before 10m
Slide 4 Starter ( arithmetic based) 5m	Slide 4 Starter ( PIXL/vocab) 5m	Slide 4 Starter ( GPS) 5m
Slide 5 LO/Explanation 10m	Slide 5 LO/Explanation – reading domains 10m	Slide 5 LO/Explanation 10m
Slide 6 Modelling/video	Slide 6 Modelling/annotating text/video	Slide 6 Modelling/annotating text/video/GPS
Slide 7 Examples for ch to do (with timer) 5m	Slide 7 Examples for ch to do (with timer) 5m	Slide 7 Examples for ch to do (with timer) 5m
Slide 8 Task 25m	Slide 8 Task 25m	Slide 8 Task with success criteria 25m
Slide 9 What have you learned today. 5m	Slide 9 What have you learned today. 5m	Slide 9 What have you learned today. 5m

### **Will my child need to complete work during the lesson? How will they do this?**

Your child will have to complete work set by the teacher during the lesson.

In all lessons, they will need to complete a Microsoft form which is available through teams.

Your child needs to select the subject channel they are using eg English and find the form for that lesson. Your teacher will guide you to this during the lesson.

Your child will input answers or complete writing tasks and submit the work. Your child's teacher may ask for a photograph of work which can be sent by email to the year group email.

### **Will my child need to complete homework?**

Your child will complete weekly homework tasks set every Thursday. Children will access homework set by their teacher through the TEAMS channel- labelled 'general.' In there you will find 2 files- Maths and English homework. Children will complete these and email them to their teacher before the following Wednesday. Your child's teacher will go over this work the following day.

## **In event of your child having to self-isolate from their own or household symptoms or from Track and Trace notification**

Children will be in school and learning in class. However if your child has to self-isolate from their own or household symptoms or from Track and Trace notification then want to make sure that children who have to self-isolate don't miss out on what their class are learning in school. To do this we are uploading an interactive timetable on our school website which the children can access from home.

Below is an example timetable for the day that your child can access on our website. There are also instructions for how to access the resources.

### **Finding the lesson resources for self-isolation:**

Click on video link to show you how to do this or read the instructions below :

Click here: [Tutorial for accessing online learning](#)

**Go to our academy website and click on learning tab:**



Exceptional Education at the Heart of the Community

[LANGUAGE](#)
[SAFEGUARDING](#)
[CONTACT](#)
[OASISZONE](#)

[About Us](#)
[Academy Life](#)
[Learning](#)
[Admissions](#)
[Community](#)
[News and Events](#)
[Careers](#)

**Home Learning**

Curriculum Rationale

Transforming Learning

Nursery and EYFS

Primary

Reading and Phonics

Extra Curricular Activities

Special Educational Needs and Disabilities

British Values

Assessment

Please click on one of the tabs below to view the weekly learning timetable for your child:

- + Weekly Learning - Nursery
- + Weekly Learning - Reception
- + Weekly Learning - Year 1
- + Weekly Learning - Year 2
- + Weekly Learning - Year 3
- + Weekly Learning - Year 4
- + Weekly Learning - Year 5
- + Weekly Learning - Year 6

Click on year 6 tab and you will find a timetable for the date you need. Click on the links and this will take your child to their learning. Below is an example:



**Year 6 Weekly timetable 4.1.2021**

	PE (9.00am)	Own Reading (9.30-10am)	Maths (10-11.00am)	English (11.00-12.00pm)	Spellings (1.00 - 1.15pm)	Times Tables (1.15-1.30pm)	Other
<b>Monday</b>	PE With Joe Wicks ( <a href="#">PE with Joe</a> )	<a href="#">Myon (myON)</a>	Multiplication with proper fractions ( <a href="#">Link</a> )	Analyse features of a newspaper report ( <a href="#">Link</a> )	Spelling Shed ( <a href="#">EdShed</a> )	TT Rockstars ( <a href="#">Rockstars</a> )	Roots to Fruits ( <a href="#">RTF</a> )
<b>Tuesday</b>			Multiply pairs of proper fractions ( <a href="#">Link</a> )	Investigate letter strings ( <a href="#">Link</a> )			Street Dance ( <a href="#">Dance</a> )
<b>Wednesday</b>			Divide a proper fraction by an integer ( <a href="#">Link</a> )	Explore word class ( <a href="#">Link</a> )			Science: What are organs and why do we need them? ( <a href="#">Link</a> )
<b>Thursday</b>			Multiply and divide by improper fractions ( <a href="#">Link</a> )	Gather evidence for a newspaper report ( <a href="#">Link</a> )			History: How did the Roman Empire become so powerful? ( <a href="#">Link</a> )
<b>Friday</b>			Solve fraction problems ( <a href="#">Link</a> )	Develop a rich understanding of words ( <a href="#">Link</a> )			Geography: What is globalisation? ( <a href="#">Link</a> )
							PSHE: Making a community ( <a href="#">Link</a> )
							Mental Maths daily challenge ( <a href="#">Link</a> )

Send any completed work to your class teacher via email [Year6@oasisboulton.org](mailto:Year6@oasisboulton.org)