

Teaching and Learning Years 1-5 at Oasis Academy Boulton January 2021 during the COVID 19 pandemic

In event of a national 'partial' lockdown or 'bubble' closure

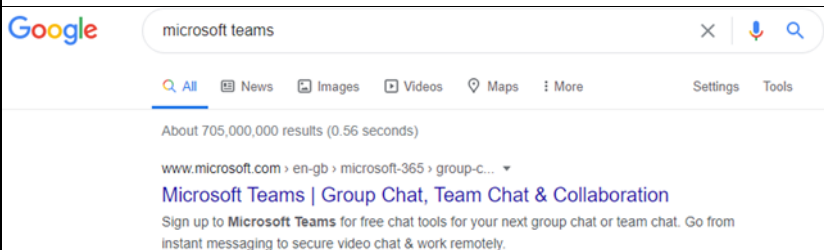

In order to ensure that learning is continued during a **national lockdown** or **'bubble' closure**, your child will work at home and access learning delivered by their classroom teacher.

The following plan will show you how to access any learning at home during this time. Your child's class teacher will record lessons so your child can access them at home. There will also be 2 'live' sessions at the start and the end of the school day.

How does my child access learning online?

All learning will be shared via **Microsoft Teams**. Please follow the instructions below so that your child can join in at home:

1. To access 'Microsoft Teams':

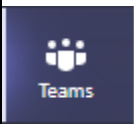

If you are using a computer or a laptop	If you are using a tablet, i-pad or smart phone
Google search 'Microsoft Teams'	Search 'Microsoft Teams' in your App Store
	

2. Login to Microsoft Teams:

Username: Your school email address

Password: The password you use to log in to the computers AT SCHOOL.

3. To access the remote learning:

Computer or laptop	Tablet, I-pad or smart phone
Click the icon 'Teams' at the bottom to find your class.  e.g. 2020-BOU-Y6	Click the icon 'Teams' at the bottom to find your class.  e.g. 2020-BOU-Y6

Online Learning Agreement

- All live sessions will be recorded
- Cameras must be turned on and kept on during the lesson

- Children should NOT record the lesson and do not take photographs of the screen for personal use or for social media
- Chat function has been disabled so children will need to use the hands up function to communicate with the teacher
- Find a quiet area and ask everyone else to remain quiet during your lesson
- Use headphones/earphones if possible to help you to concentrate
- A parent must be nearby you during the lesson
- Mute your microphone when the lesson starts
- Remain in the lesson for the whole time
- Speak kindly and appropriately verbally
- Behave as you would be expected to in a lesson at school
 - Listen carefully to your teacher
 - Only speak when your teacher asks you to
 - Contribute to the lesson and ask questions like you normally would
 - Sit sensibly during the live lesson
 - Complete the tasks that your teacher gives you

What will your child's online timetable look like ? Years 1-5

Below is what your child's timetable will look like:

Day	9:00-9:15	9:15-9:30 0-30min	9:30-10:15	10:15-10:30	11:00-11:45	11:45-12:15	12:15-1:00	1:00-1:30	1:30-2:15	2:15-2:45	2:45-3:00
Monday	Live Check in	TT Rockstars	Maths	Phonics games	BREAK	English	Reading	Lunch	RE	PE/Fitness Joe Wicks	LIVE STORY TIME
Tuesday			Maths			English	Reading		Science	PE/Fitness Joe Wicks	
Wednesday			Maths			English	Reading		Geography /History	PE/Fitness Joe Wicks	
Thursday			Maths			English	Reading		Music	PE/Fitness Joe Wicks	
Friday FAMILY LEARNING DAY			Cooking Activity			Virtual Tour or game			Dance Exchange	Roots to Fruits with Adam	

Year 1 Online Timetable

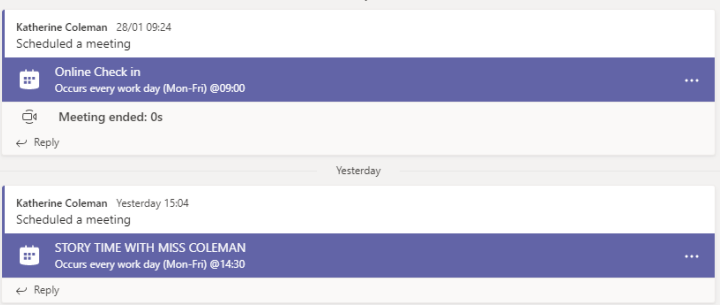

Day	9:00-9:15	9:15-9:30	9:30-10:15	10:15-10:30	10:45-11:30		11:30-12:00	12:12:45	12:45-1:15	1:15-2:00p m	2-2:30pm	2:30-3:00pm	
Monday	Live Check in	TT Rockstars	Maths	BREAK	EdShed	10:30-10:45	English	Reading	Lunch	MYON	RE	PE/Fitness Joe Wicks	LIVE STORY TIME
Tuesday			Maths				English	Reading			Science	PE/Fitness Joe Wicks	
Wednesday			Maths				English	Reading			Geography/History	PE/Fitness Joe Wicks	
Thursday			Maths				English	Reading			Music	PE/Fitness Joe Wicks	
Friday FAMILY LEARNING DAY			Cooking Activity				Virtual Tour or game				Dance Exchange	Roots to Fruits with Adam	

Year 5 Online Timetable

How does my child access the learning in the timetable ?

Below are more details about how to how to access each subject in your child's timetable:

NB Your child will need their log in details for Myon, TTRockstars and EdShed. Please email your child's class teacher if you need to know these.

Monday to Friday	<p>9-9.15 am 'Live' check in session with teacher</p>	<p>Children can log into the class Teams and click on the scheduled meeting that will be in the general channel. If children want to access a live stream with their sibling, they can as long as they access one live session a day with their teacher/class.</p> 
Mon - Thurs	<p>9.15-9.30 am Independent Learning</p>	<p>TT Rock Stars  Play TT Rock Stars. Your class-teacher will allocate specific timetables that you will be working on.</p>
	<p>9.30- 10.15am Maths lesson</p>	<p>At 9.30am click on the pre-recorded maths lesson stream in Teams in the Maths channel or the timetable. This will take you to your child's learning for the day. Complete the Microsoft forms quiz and email it to your teacher as directed.</p>
	<p>10.15-10.30am BREAK TIME (Years 2-5)</p>	<p>Remember to have a healthy snack!</p>
	<p>10.15-10.45 Phonics (Year 1)</p>	<p>At 10.15 am- click on the the pre-recorded Phonics lesson stream in Teams in the Phonics channel or on the timetable. This will take you to your child's learning for the day. Complete the Microsoft forms quiz and email it to your teacher as directed</p>
	<p>10.45-11am BREAK TIME (Year 1)</p>	<p>Remember to have a healthy snack!</p>

	10.30-10.45am <i>Independent learning</i>	 https://www.spellingshed.com/en-gb/
	10.45-11.30am <i>English lesson</i>	<p>At 10.45am click on the pre-recorded English lesson stream in Teams in the English channel or the timetable. This will take you to your child's learning for the day.</p> <p>Complete the Microsoft forms quiz and email it to your teacher as directed..</p>
	11.30-12pm <i>Reading Lesson</i>	<p>At 11.30am click on pre-recorded Reading lesson stream in Teams in the Reading channel or the timetable. This will take you to your child's learning for the day.</p> <p>Complete the Microsoft forms quiz and email it to your teacher as directed.</p>
	12-12.45pm LUNCH BREAK	<p>Remember to eat a healthy lunch!</p> 
	12.45-1.15pm <i>Independent learning</i>	<p>www.myon.co.uk › login</p> <p>Choose a book to read and complete a quiz on Accelerated reader if you have finished the book.</p>  
	1.15-2pm Independent learning- TOPIC lessons	<p>At 1.15pm click on pre-recorded Topic lesson stream in Teams in the Topic channel or the timetable. This will take you to your child's learning for the day.</p> <p>Complete the Microsoft forms quiz and email it to your teacher as directed. Work your way through the activities provided</p>
	2-2.30pm	<p>PE/Fitness with Joe Wicks. Click on the link on the timetable that is provided.</p>
	2.30-3pm LIVE story time with class teacher	<p>Children can log into the class Teams and click on the scheduled meeting that will be in the general channel. If children want to access a live stream with their sibling, they can as long as they access one live session a day with their teacher/class.</p>

Friday	Family Learning Day ALL DAY	Click on the links for each session on the timetable.
--------	--------------------------------	-------------------------------------------------------

*Children need to send their completed work to their class teacher on a daily basis.

Will my child need to complete work during the lesson? How will they do this?

Your child will have to complete work set by the teacher during the lesson.


In all lessons, they will need to complete a Microsoft form which is available through teams.

Your child needs to select the subject channel they are using e.g. English and find the form for that lesson. Your teacher will guide you to this during the lesson.

Your child will input answers or complete writing tasks and submit the work. Your child's teacher may ask for a photograph of work which can be sent by email to the year group email.

Will my child need to complete homework?

Your child will need to remember facts from their knowledge organiser (see example below.) We are encouraging your child to spend at least 10-15 minutes every day to investigate and learn new facts from their knowledge organiser and from their topic lessons.



How will I know how my child is progressing ?

You will receive a weekly report to show how your child has progressed during the week

In the event of your child having to self-isolate from their own or household symptoms or from Track and Trace notification

Children will be in school and learning in class. However if your child has to self-isolate from their own or household symptoms or from Track and Trace notification then want to make sure that

children who have to self-isolate don't miss out on what their class are learning in school. To do this we are uploading an interactive timetable on TEAMS which the children can access from home. Below is an example timetable for the day that your child can access on our website. There are also instructions for how to access the resources.

Year 5 Weekly Timetable						
Home learning at Oasis Boulton						
Day	Monday	Tuesday	Wednesday	Thursday	Friday	Saturday
9:00 - 9:15	Registration	Registration	Registration	Registration	Registration	Registration
9:15 - 9:30	Maths	Maths	Maths	Maths	Maths	Maths
9:30 - 9:45	English	English	English	English	English	English
9:45 - 10:00	Science	Science	Science	Science	Science	Science
10:00 - 10:15	History	History	History	History	History	History
10:15 - 10:30	Art	Art	Art	Art	Art	Art
10:30 - 10:45	Music	Music	Music	Music	Music	Music
10:45 - 11:00	PE	PE	PE	PE	PE	PE
11:00 - 11:15	PSHE	PSHE	PSHE	PSHE	PSHE	PSHE
11:15 - 11:30	Religious Education	Religious Education	Religious Education	Religious Education	Religious Education	Religious Education
11:30 - 11:45	Computing	Computing	Computing	Computing	Computing	Computing
11:45 - 12:00	Break	Break	Break	Break	Break	Break
12:00 - 12:15	Registration	Registration	Registration	Registration	Registration	Registration
12:15 - 12:30	Maths	Maths	Maths	Maths	Maths	Maths
12:30 - 12:45	English	English	English	English	English	English
12:45 - 13:00	Science	Science	Science	Science	Science	Science
13:00 - 13:15	History	History	History	History	History	History
13:15 - 13:30	Art	Art	Art	Art	Art	Art
13:30 - 13:45	Music	Music	Music	Music	Music	Music
13:45 - 14:00	PE	PE	PE	PE	PE	PE
14:00 - 14:15	PSHE	PSHE	PSHE	PSHE	PSHE	PSHE
14:15 - 14:30	Religious Education	Religious Education	Religious Education	Religious Education	Religious Education	Religious Education
14:30 - 14:45	Computing	Computing	Computing	Computing	Computing	Computing
14:45 - 15:00	Break	Break	Break	Break	Break	Break
15:00 - 15:15	Registration	Registration	Registration	Registration	Registration	Registration
15:15 - 15:30	Maths	Maths	Maths	Maths	Maths	Maths
15:30 - 15:45	English	English	English	English	English	English
15:45 - 16:00	Science	Science	Science	Science	Science	Science
16:00 - 16:15	History	History	History	History	History	History
16:15 - 16:30	Art	Art	Art	Art	Art	Art
16:30 - 16:45	Music	Music	Music	Music	Music	Music
16:45 - 17:00	PE	PE	PE	PE	PE	PE
17:00 - 17:15	PSHE	PSHE	PSHE	PSHE	PSHE	PSHE
17:15 - 17:30	Religious Education	Religious Education	Religious Education	Religious Education	Religious Education	Religious Education
17:30 - 17:45	Computing	Computing	Computing	Computing	Computing	Computing
17:45 - 18:00	Break	Break	Break	Break	Break	Break
18:00 - 18:15	Registration	Registration	Registration	Registration	Registration	Registration
18:15 - 18:30	Maths	Maths	Maths	Maths	Maths	Maths
18:30 - 18:45	English	English	English	English	English	English
18:45 - 19:00	Science	Science	Science	Science	Science	Science
19:00 - 19:15	History	History	History	History	History	History
19:15 - 19:30	Art	Art	Art	Art	Art	Art
19:30 - 19:45	Music	Music	Music	Music	Music	Music
19:45 - 20:00	PE	PE	PE	PE	PE	PE
20:00 - 20:15	PSHE	PSHE	PSHE	PSHE	PSHE	PSHE
20:15 - 20:30	Religious Education	Religious Education	Religious Education	Religious Education	Religious Education	Religious Education
20:30 - 20:45	Computing	Computing	Computing	Computing	Computing	Computing
20:45 - 21:00	Break	Break	Break	Break	Break	Break
21:00 - 21:15	Registration	Registration	Registration	Registration	Registration	Registration
21:15 - 21:30	Maths	Maths	Maths	Maths	Maths	Maths
21:30 - 21:45	English	English	English	English	English	English
21:45 - 22:00	Science	Science	Science	Science	Science	Science
22:00 - 22:15	History	History	History	History	History	History
22:15 - 22:30	Art	Art	Art	Art	Art	Art
22:30 - 22:45	Music	Music	Music	Music	Music	Music
22:45 - 23:00	PE	PE	PE	PE	PE	PE
23:00 - 23:15	PSHE	PSHE	PSHE	PSHE	PSHE	PSHE
23:15 - 23:30	Religious Education	Religious Education	Religious Education	Religious Education	Religious Education	Religious Education
23:30 - 23:45	Computing	Computing	Computing	Computing	Computing	Computing
23:45 - 24:00	Break	Break	Break	Break	Break	Break
24:00 - 24:15	Registration	Registration	Registration	Registration	Registration	Registration
24:15 - 24:30	Maths	Maths	Maths	Maths	Maths	Maths
24:30 - 24:45	English	English	English	English	English	English
24:45 - 25:00	Science	Science	Science	Science	Science	Science
25:00 - 25:15	History	History	History	History	History	History
25:15 - 25:30	Art	Art	Art	Art	Art	Art
25:30 - 25:45	Music	Music	Music	Music	Music	Music
25:45 - 26:00	PE	PE	PE	PE	PE	PE
26:00 - 26:15	PSHE	PSHE	PSHE	PSHE	PSHE	PSHE
26:15 - 26:30	Religious Education	Religious Education	Religious Education	Religious Education	Religious Education	Religious Education
26:30 - 26:45	Computing	Computing	Computing	Computing	Computing	Computing
26:45 - 27:00	Break	Break	Break	Break	Break	Break
27:00 - 27:15	Registration	Registration	Registration	Registration	Registration	Registration
27:15 - 27:30	Maths	Maths	Maths	Maths	Maths	Maths
27:30 - 27:45	English	English	English	English	English	English
27:45 - 28:00	Science	Science	Science	Science	Science	Science
28:00 - 28:15	History	History	History	History	History	History
28:15 - 28:30	Art	Art	Art	Art	Art	Art
28:30 - 28:45	Music	Music	Music	Music	Music	Music
28:45 - 29:00	PE	PE	PE	PE	PE	PE
29:00 - 29:15	PSHE	PSHE	PSHE	PSHE	PSHE	PSHE
29:15 - 29:30	Religious Education	Religious Education	Religious Education	Religious Education	Religious Education	Religious Education
29:30 - 29:45	Computing	Computing	Computing	Computing	Computing	Computing
29:45 - 30:00	Break	Break	Break	Break	Break	Break

Finding the lesson resources for self-isolation:

This is an example of an online timetable: Click on the links and this will take you to your child's learning. Please send any completed work to your class teacher via their class email .