

vocabulary



line

space

texture

geometric

shape

tone

form

abstract

colour

organic

realistic

Art

There are seven elements that are combined to create art

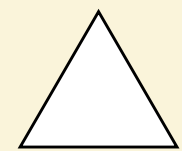
shape line form tone space texture colour

Line

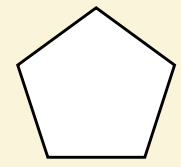
Line is a mark made by an implement. It shows the path left by a moving point such as a pencil or a brush dipped in paint. Line can be used to show feelings and texture.

Geometric shapes


Geometric shapes are made of points and lines.



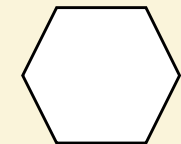
triangle



pentagon




square



hexagon

Organic shapes

Organic shapes are more natural



Wassily Kandinsky

Kandinsky was born on December 16th, 1866 in Moscow, in a well-to-do family of a businessman in a good cultural environment.




Previous learning

- **EYFS Early Years Goals**
- Express ideas and feelings through making marks, and sometimes give a meaning to the marks they make.
- Use a comfortable grip with good control when holding pens and pencils.
- Create closed shapes with continuous lines and begin to use these shapes to represent objects.
- Draw with increasing complexity and detail, such as representing a face with a circle and including details.
- Use drawing to represent ideas like movement or loud noises.

Independent learning at home



- Take a line for a walk - draw a continuous line around a page then fill the areas with different colour, shapes and patterns. This can be done on paper or in your Doodle Art app.



Current learning

- Draw geometric shapes free hand.
- Draw organic shapes free hand.
- Describe the work of notable artists, artisans and designers.
- Name all seven formal elements of art as line, shape, space, tone, texture, colour and form.
- Describing their own work and the work of others using the formal elements of art.
- Draw with a range of dry materials.
- Blend oil pastels to mix secondary colours.
- Draw different types of lines and invent their own.

Learning together at home

- Practise drawing and tracing a range of lines and 2D shapes.
- Whilst out on a walk, collect or take photos of organic shapes to draw from observation when you get home.
- Practise naming 2D and 3D shapes.
- Read the picture book *Ish* by Peter H Reynolds
- Read the picture book *The Line* by Paula Bossio
- Research and look at the work of the artist covered: Wassily Kandinsky, Renata Bernal and Beartriz Milhaze



Future learning

- Use line to represent texture.
- Organise colours in a value/ tonal scale.
- Blend with colouring pencils.
- Use tones to blend colouring pencils.
- Create art with negative space.
- Create art with positive space.

